

Q-200 PERFORMANCE

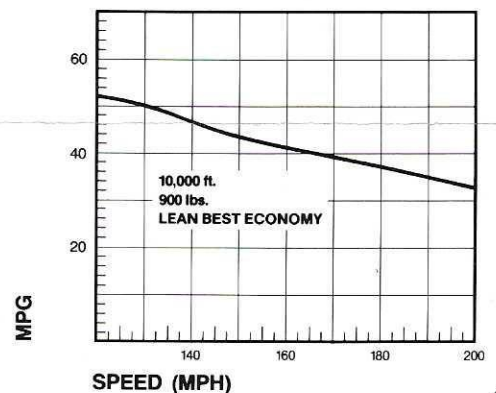
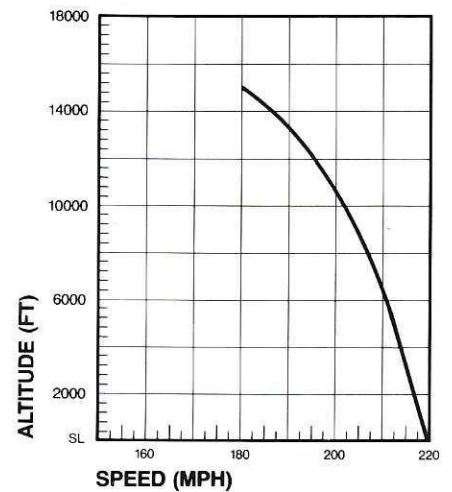
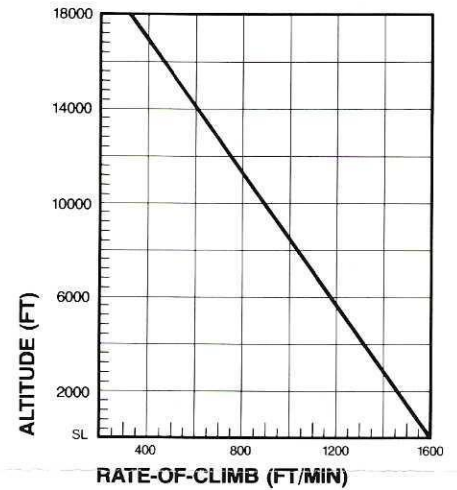


Performance information has been derived from actual flight tests on the prototype and corrected to standard atmospheric conditions at 1100 pounds maximum gross weight.

Actual performance will vary from standard due to variations in atmospheric conditions, engine and propeller condition, mixture leaning technique, builder construction procedures, and other variables associated with the particular performance item.

Q-200 SPECIFICATIONS

Length	19'10"
Wingspan	16'8"
Total Wing Area	67 ft. ²
Empty Weight	505 lbs.
Gross Weight	1100 lbs.
Useful Load	595 lbs.
Fuel Capacity	20 gallons
Baggage Capacity	40 lbs./5 cu. ft.
Cockpit Size:	
Length	64"
Width	43.7"
Height	36"
Takeoff Distance	610 ft.
Landing Distance	950 ft.
Stall Speed (power off)	64 MPH
Stall Speed (power on)	62 MPH
Maximum Speed	220 MPH
Cruise @ 75%	207 MPH
MPG @ Economy Cruise (120 MPH)	53 MPG
MPG @ 75% Cruise (207 MPH)	33 MPG
Rate of Climb @ 900 lbs. Gross (SL)	1600 FPM
Service Ceiling (50 FPM)	21,000 ft.
Rate of Climb @ 5,000 ft.	1250 FPM



QUICKIE AIRCRAFT CORP.

Hangar 68, Mojave Airport • Mojave, CA 93501 • (805) 824-4313

quickie